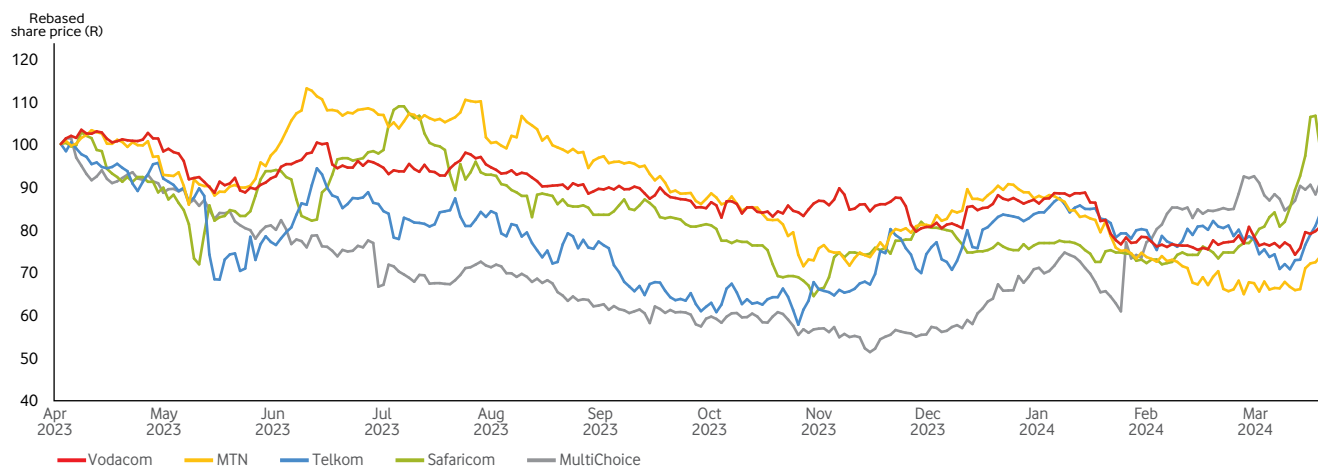
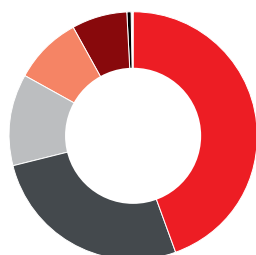


Share information

Share price | Relative to peers



Geographical institutional shareholding, excluding GEPF (%)



	FY2024	FY2023
United States of America	44.5%	41.8%
South Africa	26.9%	24.0%
United Kingdom	12.0%	15.3%
Europe	8.9%	9.5%
Asia	7.1%	8.7%
Rest of world	0.7%	0.7%

Group shareholders

As at 31 March FY2024

	Number of shares	% of shares in issue
Vodafone Group Plc [∞]	1 352 606 124	65.10%
Government Employees Pension Fund	248 154 534	11.94%
YeboYethu Investment Company (Pty) Limited	114 451 180	5.51%
Wheatfield Investments 276 (Pty) Limited [#]	15 421 231	0.74%
Institutional investors	290 383 652	13.98%
Retail positions	45 113 805	2.17%
Other [~]	11 710 678	0.56%
Total	2 077 841 204	100.00%

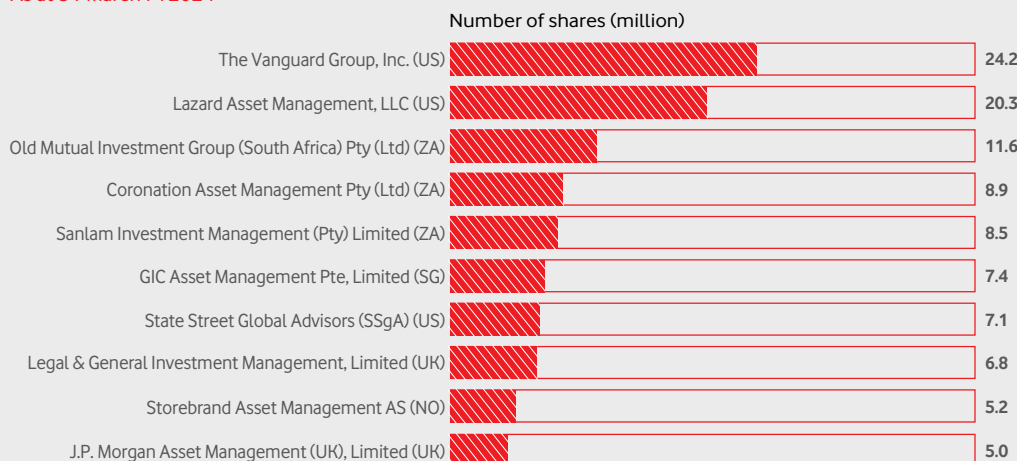
[∞] Directly held by Vodafone Investments SA (Pty) Limited and Vodafone International Holdings B.V.

[~] Balance of remaining holdings

[#] Treasury shares

Shareholding | Top 10 institutional shareholders, excluding GEPF

As at 31 March FY2024

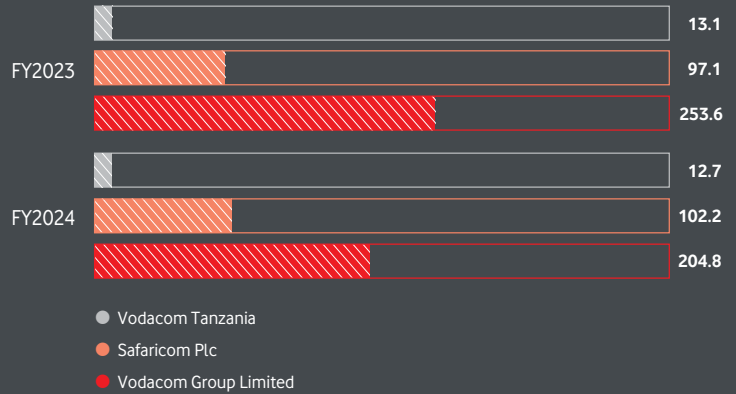


Source: JP Morgan Cazenove.



Our listed companies – market capitalisation (R billions)

As at 31 March 2024



Valuation analysis

As at 31 March FY2024

Price earnings

10.7x

Dividend yield

6.0%

Declared dividend per share (cps)



Ticker symbol: **VOD**

Number of shares in issue:
2 077 841 204

ADR code: **VDMCY**

Free float: **17.6%**

Stock exchange:
JSE and A2X

Transfer agent:
Computershare



2024 investor relations calendar

First quarter FY2025 results **24 July 2024**

Group AGM **17 July 2024**

Interim results **11 November 2024**