

Share information

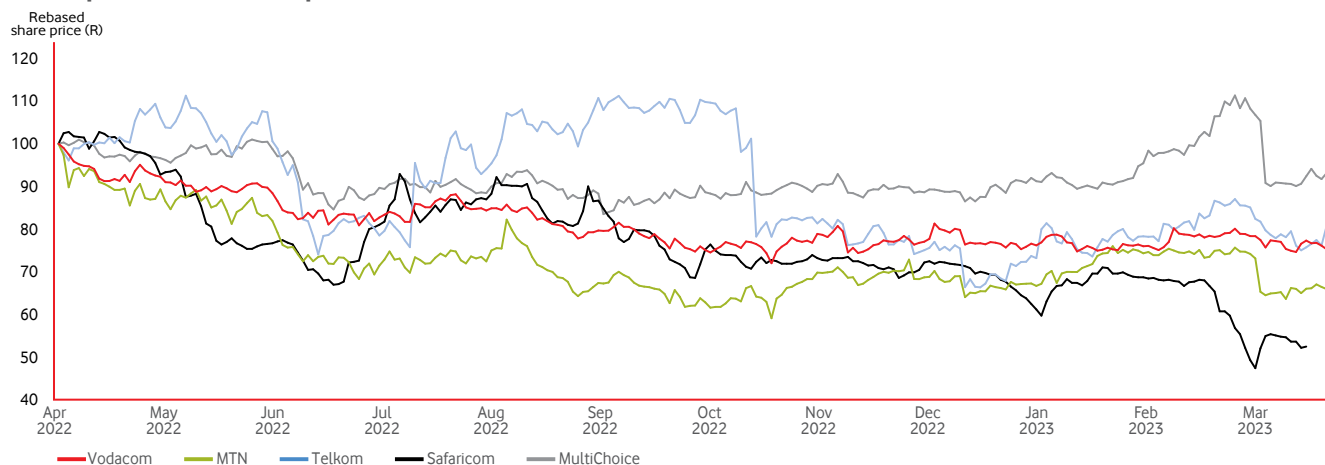
Group shareholders

	As at 31 March 2023	
	Number of shares	% of shares in issue
Vodafone Group Plc ¹	1 352 606 124	65.10%
Government Employees Pension Fund	256 922 510	12.36%
YeboYethu Investment Company (Pty) Limited	114 451 180	5.51%
Wheatfield Investments 276 (Pty) Limited (treasury shares)	15 421 231	0.74%
Institutional investors	288 257 705	13.87%
Retail positions	45 834 809	2.21%
Other ²	4 347 645	0.21%
Total	2 077 841 204	100.00%

1 Directly held by Vodafone Investments SA (Pty) Limited and Vodafone International Holdings B.V.

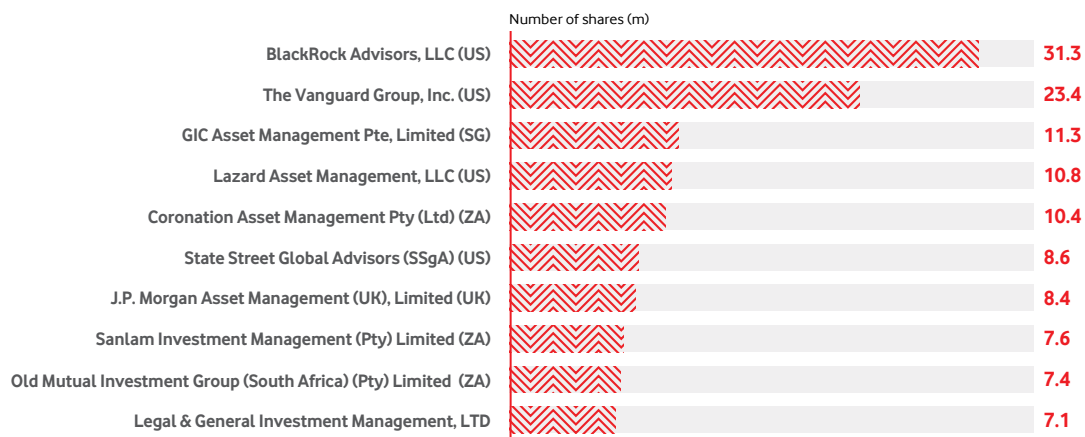
2 Balance of remaining holdings.

Share price | Relative to peers



Shareholding | Top 10 institutional shareholders, excluding GEFP

As at 31 March 2023



Source: JP Morgan Cazenove.



Vodacom share prices closed at

R122.04

on 31 March 2023.

New shares issued

242 million

issued to Vodafone to fund 80% of Vodafone Egypt transaction.

Geographical institutional shareholding, excluding GEPF (%)

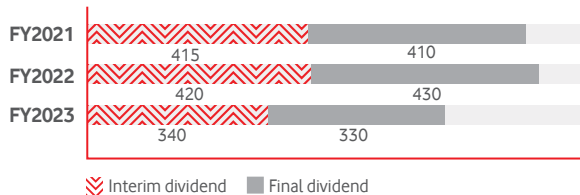
	FY2023	FY2022
United States of America	41.8	39.5
South Africa	24.0	23.9
United Kingdom	15.3	16.1
Europe	9.5	9.6
Asia	8.7	10.8
Rest of world	0.7	0.1

Our listed companies – market cap

As at 31 March

	FY2023 (R billion)	FY2022 (R billion)
Vodacom Group Limited	253.6	293.7
Vodacom Tanzania Limited	13.1	10.9
Safaricom Plc	97.1	173.9

Declared dividend per share (cps)



Price: earnings analysis

As at 31 March FY2023

	Times
Vodacom Group	12.63
Vodacom Group, excluding Safaricom	13.03



2023 Investor relations calendar

Integrated report: **15 June 2023**

Quarter one results: **21 July 2023**

Vodacom Group AGM: **20 July 2023**

Interim results: **13 November 2023**

Ticker symbol	ADR code	Stock exchange	Number of shares in issue	Free float	Transfer agent
VOD	VDMCY	JSE Limited	2 077 841 204	17.6%	Computershare