

Share information

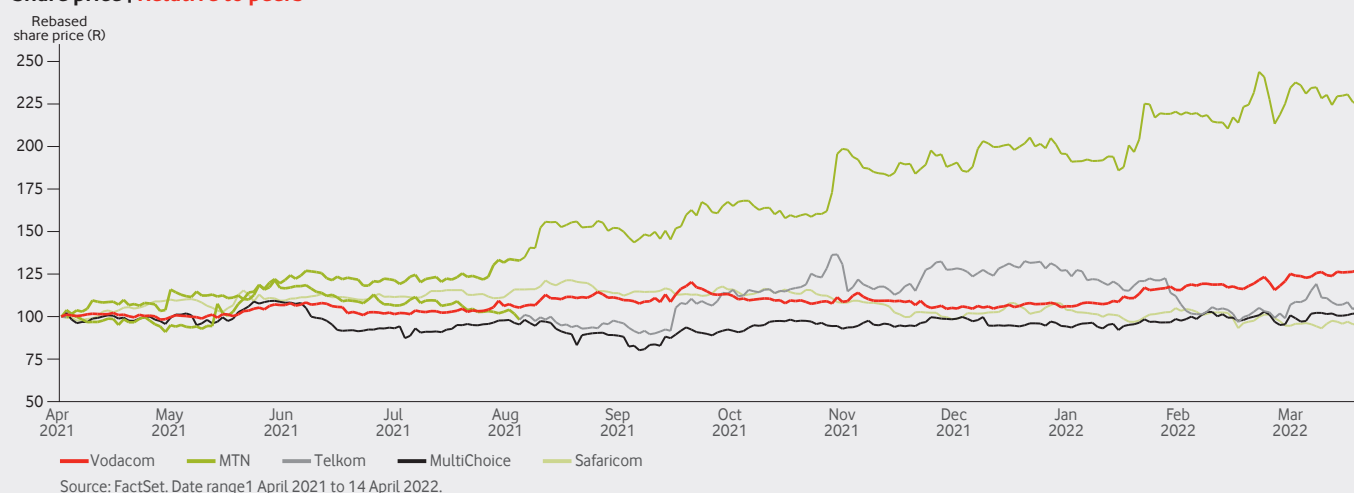
Group shareholders

	As at 31 March 2022	
	Number of shares	% of shares in issue
Vodafone ¹	1 110 629 881	60.50%
Government Employees Pension Fund (GEPF)	257 863 457	14.05%
YeboYethu Investment Company (RF) (Pty) Limited (YeboYethu)	114 451 180	6.23%
Wheatfield Investments 276 (Pty) Limited	15 421 231	0.84%
Institutional investors	285 177 562	15.53%
Retail positions	45 374 584	2.47%
Other ²	6 947 066	0.38%
Total	1 835 864 961	100.0%

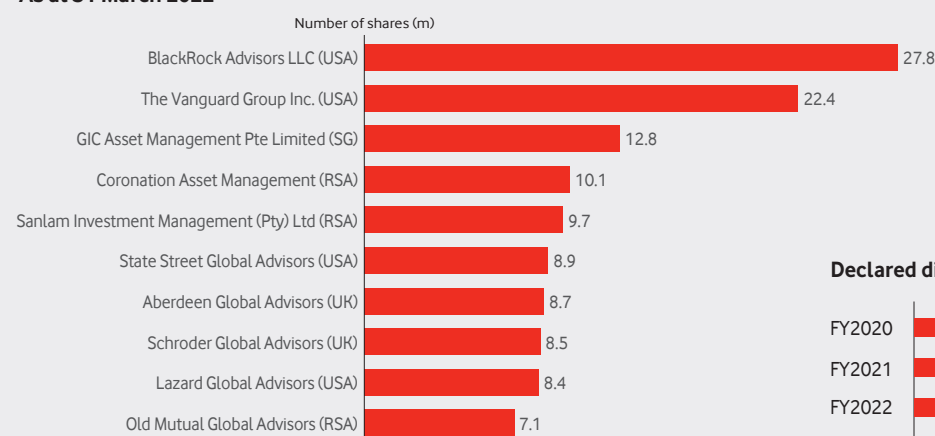
1. Directly held by Vodafone Investments SA (Pty) Limited and Vodafone International Holdings B.V.

2. Balance of remaining holdings.

Share price | Relative to peers




Shareholding | Top 10 institutional shareholders, excluding GEPF As at 31 March 2022



Source: JP Morgan Cazenove.

Declared dividend per share (cps)



Vodacom share price closed at

R160.00

on 31 March 2022

TSR for the year ended
31 March 2022

35.8%

(FY2021: 15.2%)



Geographical institutional shareholding, excluding GEPP (%)

	FY2022	FY2021
USA	39.5	40.7
South Africa	23.9	27.0
UK	16.1	14.4
Europe	9.6	9.3
Asia-Pacific	10.8	8.6

Ticker symbol	VOD
ADR code	VDMCY
Stock exchange	JSE Limited
Shares in issue	1 835 864 961
Free float	20.11%
Transfer agent	Computershare

Our listed companies – market cap

As at 31 March

	FY2022 (Rbn)	FY2021 (Rbn)
Vodacom Group Limited	293.7	231.8
Vodacom Tanzania Limited	10.9	11.0
Safaricom Plc	173.9	196.1

2022 investor relations calendar



Vodacom Group AGM	Monday 18 July 2022
Quarter one results	Thursday 21 July 2022
Interim results	Monday 14 November 2022

Price earnings analysis

As at 31 March FY2022

	Times
Vodacom Group	15.3
Vodacom Group, excluding Safaricom	14.4

Indices we are part of



Source: Bloomberg and company estimates.